


# BRICKTRI SERIES

## LED TRI-CCT Exterior Recessed Wall Lights




### PRODUCT FEATURES

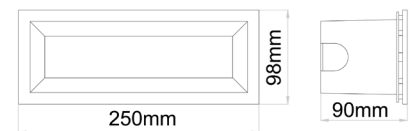
- Exterior LED Tri-CCT recessed wall lights
- Input voltage range: 100-240V AC 50/60Hz
- Internal constant current driver included
- Housing & heatsink: aluminium
- Diffuser: PC
- Sleeve: PC
- LED chips: 24pcs 2835
- Tri-CCT (3000K/ 4000K/ 6500K) in one fitting
- CCT switch inside the fitting
- Beam angle: please see below
- Ambient temperature: -20 to 50°C
- Not suitable for dimming
- Suitable for 2 way switching
- Suitable for use with PIR or Microwave sensors



▲ BRICKTRI1




▲ BRICKTRI2



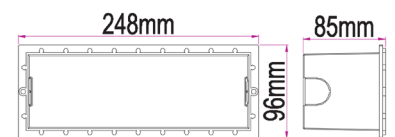
Line Drawing



▲ BRICKTRI3



▲ BRICKTRI4



Sleeve

Cut out:  
L 227 x W 76 x D 78mm

CODE	DESCRIPTION	LUMENS			WATT (W)	CRI	BEAM	LENGTH (mm)	WIDTH (mm)	DEPTH (mm)	CARTON QTY
		3000K	4000K	6500K							
BRICKTRI1	WALL LED TRI 240V RECD Dark Grey Rect	267LM	305LM	297LM	13	>80	67°	250	98	90	1/8
BRICKTRI2	WALL LED TRI 240V RECD WH RECT	267LM	305LM	297LM	13	>80	67°	250	98	90	1/8
BRICKTRI3	WALL LED TRI 240V RECD Dark Grey Rect Frosted Diffused	587LM	639LM	584LM	13	>80	108°	250	98	90	1/8
BRICKTRI4	WALL LED TRI 240V RECD WH RECT Frosted Diffused	587LM	639LM	584LM	13	>80	108°	250	98	90	1/8