



The G442-LED Double Grevillea is an excellent option for delivering light on the ground, or for feature accent lighting without obstruction from low level plantings. Aim and tilt adjustability, a choice of finishes and long service life are all part of the package. The Grevillea also features new Lumascape d5 driver technology as a standard inclusion, providing a high level of control; when high output is required, it can be deployed in its full output - 2 x 6W configuration; or if a lower level of light is required, it can be set as low as 0.6W (either by the factory or in the field).

Performance

Static White & Colour	Lumen Output (lm)	Efficacy (lm/W)	Peak Intensity (cd)
● 3,000 K (80 CRI)	540	72	7,246
● 4,000 K (80 CRI)	556	75	7,417
● Blue (470nm)	-	-	-

Static white lumen output values are based on 6W luminaire with 14° lens, single head.

Beam Angles	14°, 25°, 30°, 40°
--------------------	--------------------

Electrical

LED Power	2 x 6W
Consumption	2 x 7.5W maximum
Input Voltage	Low Voltage 24V DC

Control

Protocols	PWM (0-10V to PWM, DMX to PWM and DALI to PWM converters available)
------------------	---

Physical

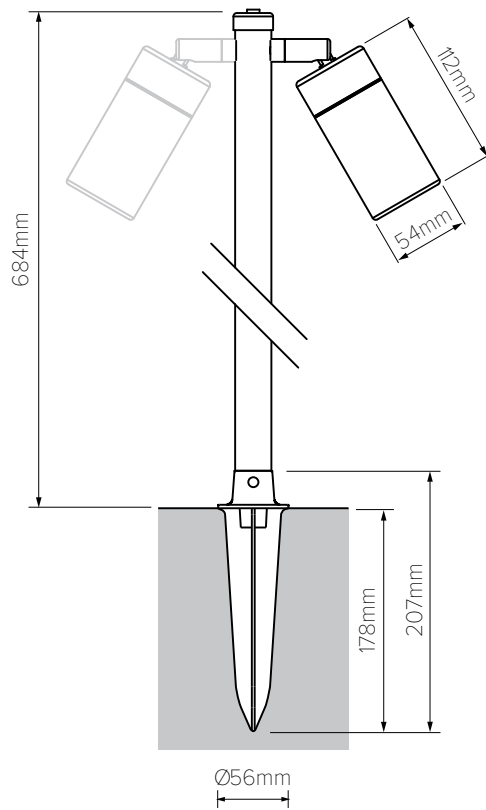
Housing	Polished copper or powder coated aluminium
Installation	Spike mount (Landscape, planters etc.)
Ambient Operating Temperature	-20°C to +40°C (-4°F to 104°F)
Surface Temperature	≤65°C (≤149°F) HumanTouch™ Compliant

Certification & Compliance

IP Rating	IP65
Certifications	CE, RCM



Luminaire Dimensions



G442-LED	12			D	
-----------------	-----------	--	--	----------	--

Power	Code
2 x 6W	12

Static White & Colour	Code
2,700 K (80 CRI)	D7
3,000 K (80 CRI)	H6
4,000 K (80 CRI)	W4
Blue (470nm typical)	B4

Beam		Code
Narrow	14°	NR
Narrow Medium	25°	NM
Medium	30°	ME
Wide	40°	WD

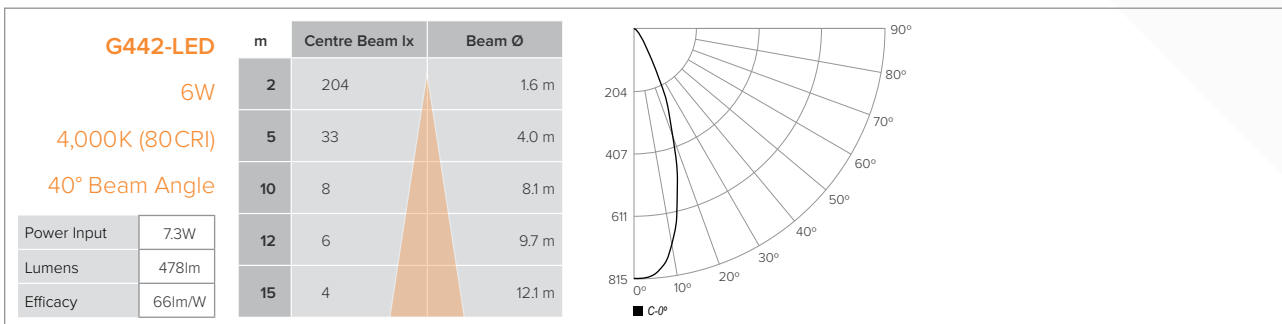
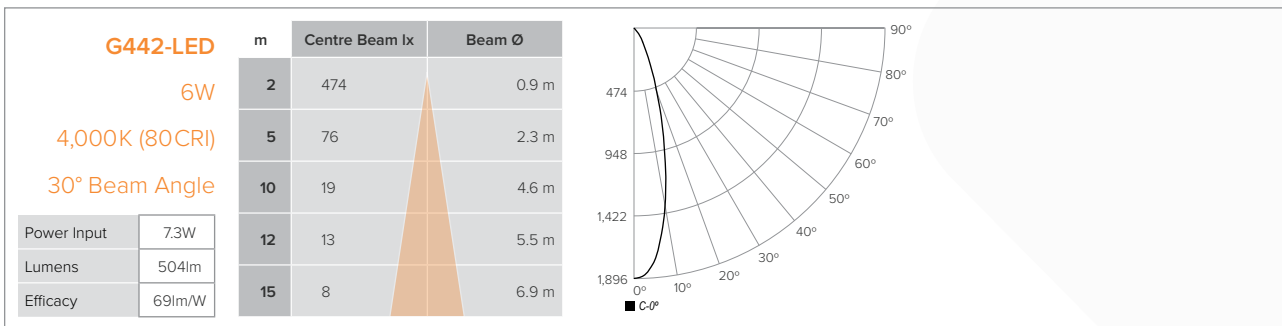
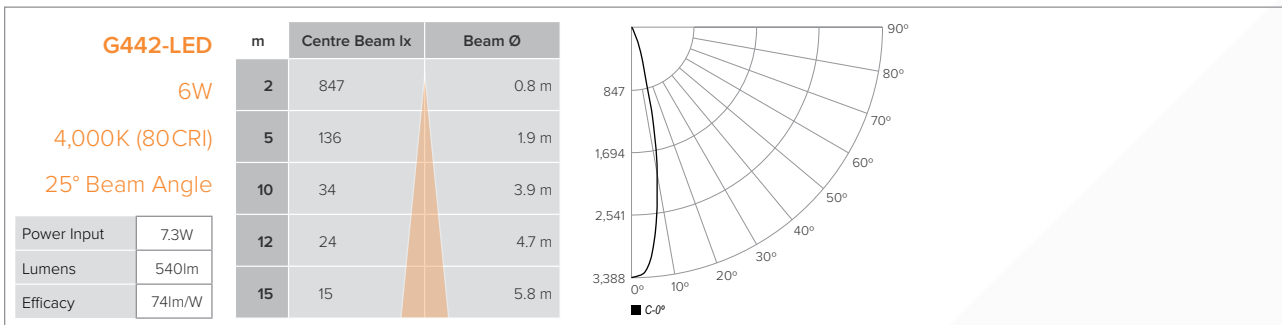
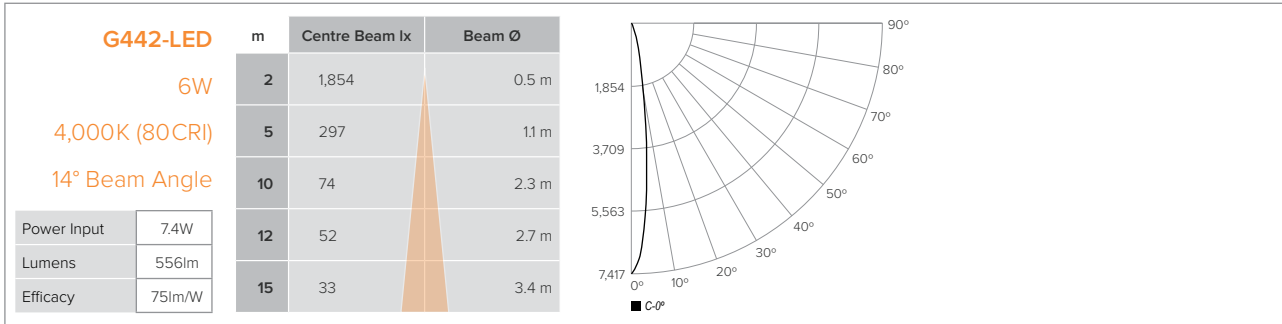
Input Voltage (International)	Code
PWM Dimmable Driver, 24v dc	D ⁽¹⁾

(1) Requires appropriate power supply

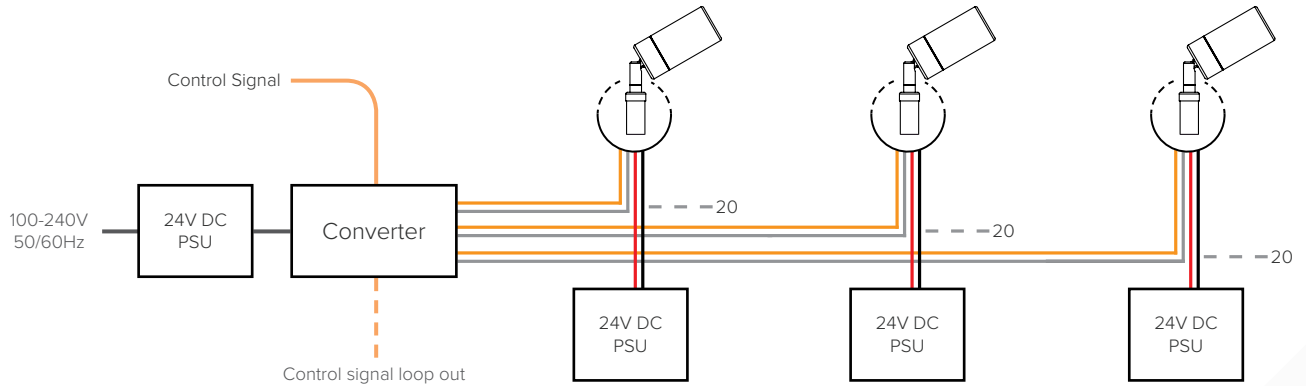
Finish	Code
Polished Copper	CU
Black	BL
Anthracite Grey	AG
Basalt Grey	BT
Anodic Silver	SL
White	WT
Dark Bronze	DB
Latte	LT
Dark Aluminum	DA

Other finishes available on request. Minimum order quantities apply.

Photometric data is based on test results from a NIST traceable testing lab. IES data is available at www.lumascap.com
 Note: No depreciation factor is applied to the data shown.



Wiring Diagram - Static Colour (DMX / DALI)



Control Protocols

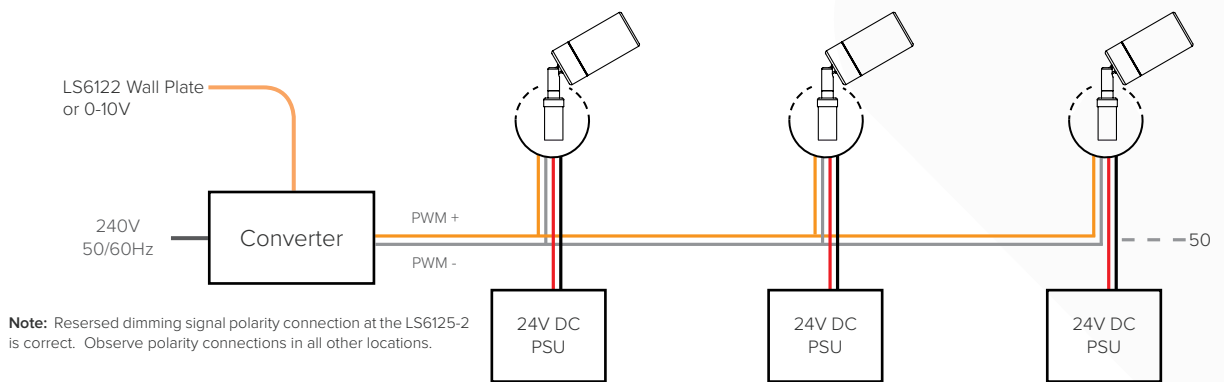
- DMX**
- DALI**

For DMX control signal, use LS67100 DMX to PWM converter
 For DALI control signal, use LSLED-RGBDIM-DALI converter

Up to 20 luminaires per run under the following conditions:

- Up to three (3) individually addressed dimmable channels
- Up to 20 luminaires per dimmable channel
- Luminaires driven by integral LED drivers
- Luminaires powered through individual power supplies or
- Luminaires powered through LS67100 PWM controller only (up to 100W total)
- Refer to 'Maximum Circuit Load' table for circuit limitations
- Always observe local electrical codes for branch circuit current limitations

Wiring Diagram - Static Colour (0-10V)



Control Protocols

- 0-10V**

For 0-10V control signal, use LS6125-2 0-10V to PWM converter

Up to 50 luminaires per run under the following conditions:

- Stand alone static colour dimming solution
- Up to 50 luminaires dimmed together
- Luminaires driven by integral LED drivers using LS6122 wall plate dimmer
- Luminaires powered through individual or shared power supplies
- Refer to 'Maximum Circuit Load' table for circuit limitations
- Always observe local electrical codes for branch circuit current limitations

Maximum Circuit Load

Compatibility with each driver is indicated by the value shown in the table, representing the maximum number of luminaires that may be powered from each driver based on a maximum cable run of 100m (328ft) and a trunk cable size of 3.3mm². Please note, this does not take into consideration voltage drop beyond a distance of 100m or ampacity limits of the branch circuit. For assistance, please consult factory.

LSLED-24V Power Supplies	
Input Voltage	100-240V, 50/60Hz
Output Voltage	24V DC
Wattage	100W
G442-LED, 2 x 6W	5

NOTE: The above diagrams are intended to show electrical pathways between luminaires and ancillary device. These diagrams are not intended to show type or colour of cord / wire, luminaire input voltage rating, wire gauge or approved use of the cord / wire supplied with luminaires.

Power Supply Specifications

DC Power Supplies

LSLED-24V100W240

24V DC Ripple Free Power Supply

Input	170-250V AC, 50/60Hz
Output	100W, 24V DC, 4.2A
Ambient Temperature Rating	-10°C to 50°C
Compliance	IEC61347-2-13, CE
IP Rating	IP66
Short Circuit Protection	Yes
Open Circuit Protection	Yes
Protection Class	Class II CE

LSLED-24V150W240

24V DC Ripple Free Power Supply

Input	90-305V AC, 50/60Hz
Output	150W, 24V DC, 6.3A
Ambient Temperature Rating	-10°C to 50°C
Compliance	IEC61347-2-13, CE
IP Rating	IP66
Short Circuit Protection	Yes
Open Circuit Protection	Yes
Protection Class	Class II CE

LSLED-24V40W240

Electronic DC Power Supply - wall mounted

Input	100-240V AC, 50/60Hz
Rating	40W / 1.67A
Output	24V
Ambient Temperature Rating	-25°C to 60°C (-13°F to 140°F)
Output Circuits	1
Approvals	CE, EN60950-1, EN61347-2-13
IP Rating	IP65/67
Dimensions	H 171mm W 62mm L 37mm (H 6.7" / W 2.4" / L 1.5")
Weight	0.7kg (1.6lb)

Control Related Equipment

LS6125-2

0-10V to PWM translator - wall mounted

Input	100-240V AC, 50/60Hz
Rating	20W / 0.83A
Output	24V
Ambient Temperature Rating	-10°C to 50°C
Open Circuits	1
Control Protocol	0-10V
Approvals	CE
IP Rating	IP65/67
Dimensions	H 204mm W 166mm L 91mm (H 8.0" / W 6.5" / L 3.6")
Weight	0.5kg (1.1lb)

LS67100

DMX to PWM translator

Input	24V DC
Rating	4 x 60W max
Output	4 x 2.5A max
Open Circuits	4
Approvals	CE, UL
IP Rating	IP65
Dimensions	H 286mm W 117mm L 82mm (H 11.25" / W 4.6" / L 3.2")
Weight	0.2kg (0.5lb)

Control Related Equipment cont...

LSLED-RGBDIMDALI

DALI converter

Input	24V DC
Rating	30W max
Output	24V DC PWM (Inverted)
Ambient Temperature Rating	50°C
Output Channels	3
Control Protocol	DMX512A, DALI, DSI, RDM
Approvals	CE Ctick EN6137-1 , EN61347-2-13, IEC 62384
IP Rating	IP67
Weight	0.75kg